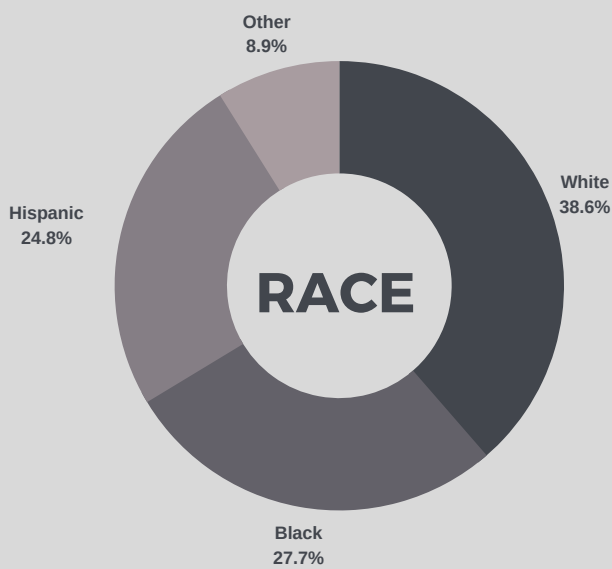


WHO HAS ABORTIONS IN THE U.S.?

The rates of abortion depend on age.



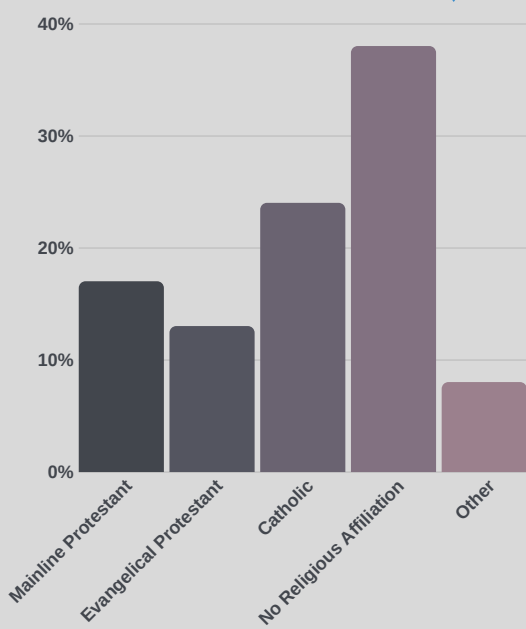
FACTS AND STATISTICS



94%

reported being heterosexual. Bisexual people made up **4%**, people identifying as "something else" made up **1%**, and homosexual people (gay or lesbian) made up **0.3%**.

Reported Religious Affiliation



Age

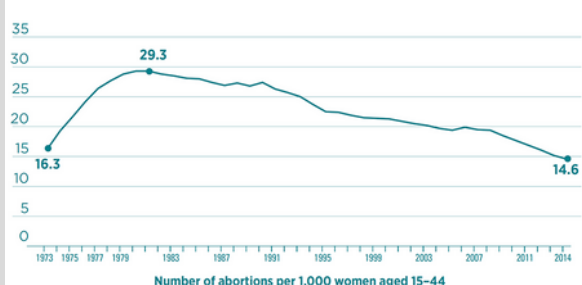


More than half of all U.S. abortion patients were in their 20s:
20 - 24 year olds obtained **24%**
25 - 29 year olds obtained **27%**

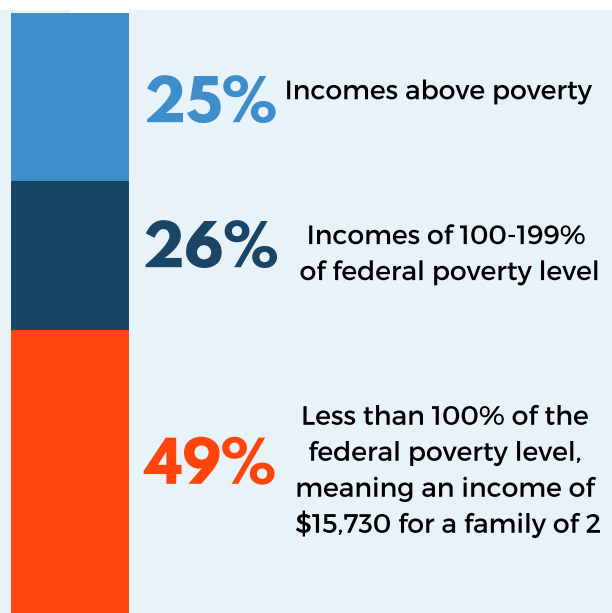


12% of all U.S. abortion patients were adolescents:
18 - 19 year olds obtained **8%**
15 - 17 year olds obtained **3%**
Less than 15 year olds obtained **0.2%**

In 2014, the U.S. abortion rate reached a historic low



75% of people who have abortions are poor/ of low income



59%

of people who obtain abortions are mothers

3 Most Common Reasons for Having an Abortion

1 Concern for or responsibility to individuals, including children

2 Inability to afford raising a child

3 Belief that having a baby would interfere with work, school, or the ability to care for dependents

51%

of abortion patients in 2014 were using a contraceptive method in the month they became pregnant, most commonly condoms (**24%**) or a hormonal method (**13%**).